

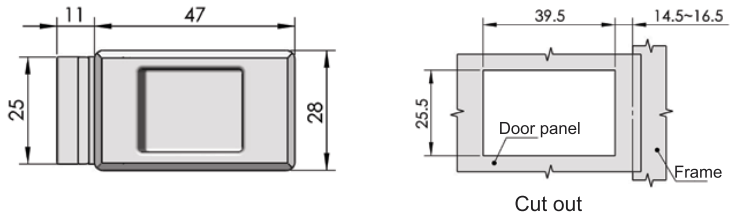
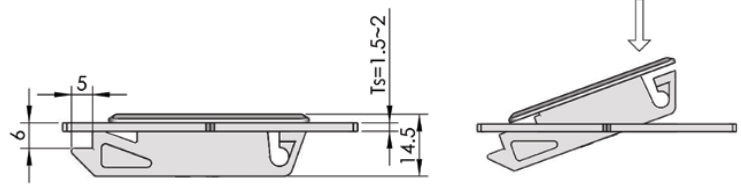
- Accessories
- Electronic lock
- Handle lock
- Cylinder lock
- Plane lock
- Rod control lock
- Panel lock
- Toggle and hook**
- Handles
- Door stop
- Hinge
- Seal gasket



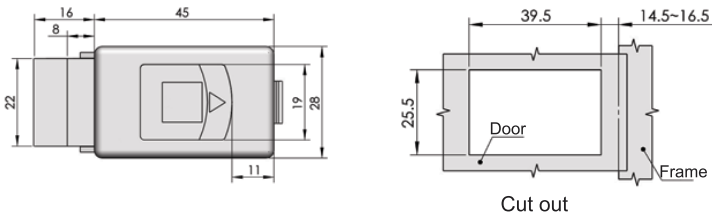
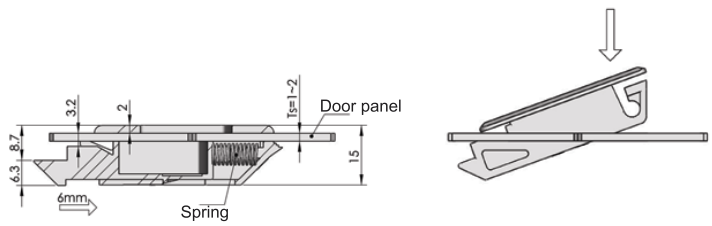
Main material: ABS toggle or PA toggle

Performance parameter:
Maximum static load: 300N

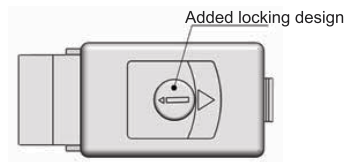
DK725-1
DK725-2



DK725-3B



DK725-3C



| Speci fication | Model | ERP | |
|----------------|----------|----------------|----------------|
| | | ABS Silver | ABS Black |
| T=1.5 | DK725-1 | DK725N00000001 | DK725N00000002 |
| T=2 | DK725-2 | DK725N00000003 | DK725N00000004 |
| T=1~2 | DK725-3B | DK725N00000010 | DK725N00000006 |
| T=1~2 | DK725-3C | DK725N00000011 | DK725N00000007 |